

				A1	
▷	silnice				
1			↓	→	→
2			↑	←	
3			↓	↓	→
4			→	↑	→
5			↑	←	
6			→	→	↓
○<		70 m		>⊙	

				A2	
▷	sráz				
1			↓	↓	→
2			→	↓	
3			↑	←	↓
4			↓	↓	
5			→	→	↑
6			↑	↑	→
○<		70 m		>⊙	

				A3			
▷	budova						
1			→	↓	→		
2			↓	→	↑		
3			↓	←			
4			→	↓	↓		
5			←	↑			
6			←	↓	→		
○<		70 m		>◎			

				A4		
▷	roh lesa					
1			→	↓		
2			→	↑	←	
3			↓	↓	←	
4			←	↑	↑	
5			←	↑	↑	
6			←			
○<		70 m		>◎		

				A5	
▷	údolíčko				
1			↓	→	→
2			→	↓	
3			↓	←	←
4			↓	→	
5			→	↓	
6			←	←	
○<	70 m				>◎

				A6	
▷	cesta, pěšina				
1			←	←	
2			←	←	←
3			↓	↓	→
4			↓	→	
5			↑	↑	←
6			←	↓	
○<	70 m				>◎

				A7	
▷	kámen				
1			↓	←	
2			↑	←	↓
3			↓	→	→
4			→	↓	
5			→	↑	←
6			↑	→	
○◁	70 m				▷⊙

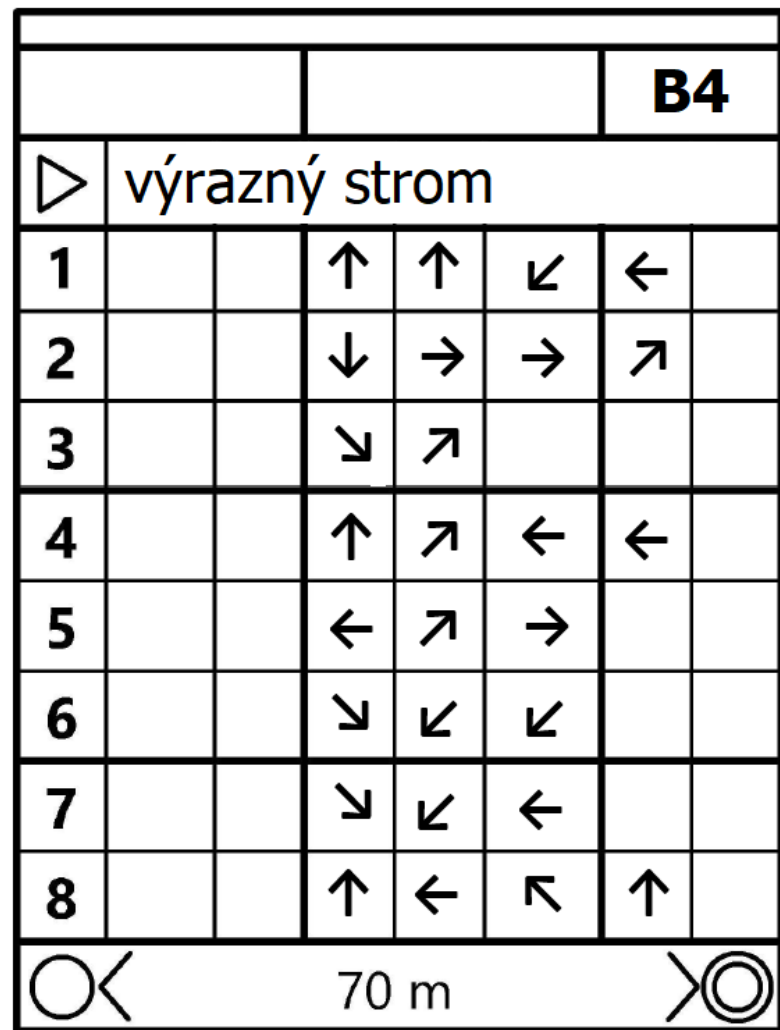
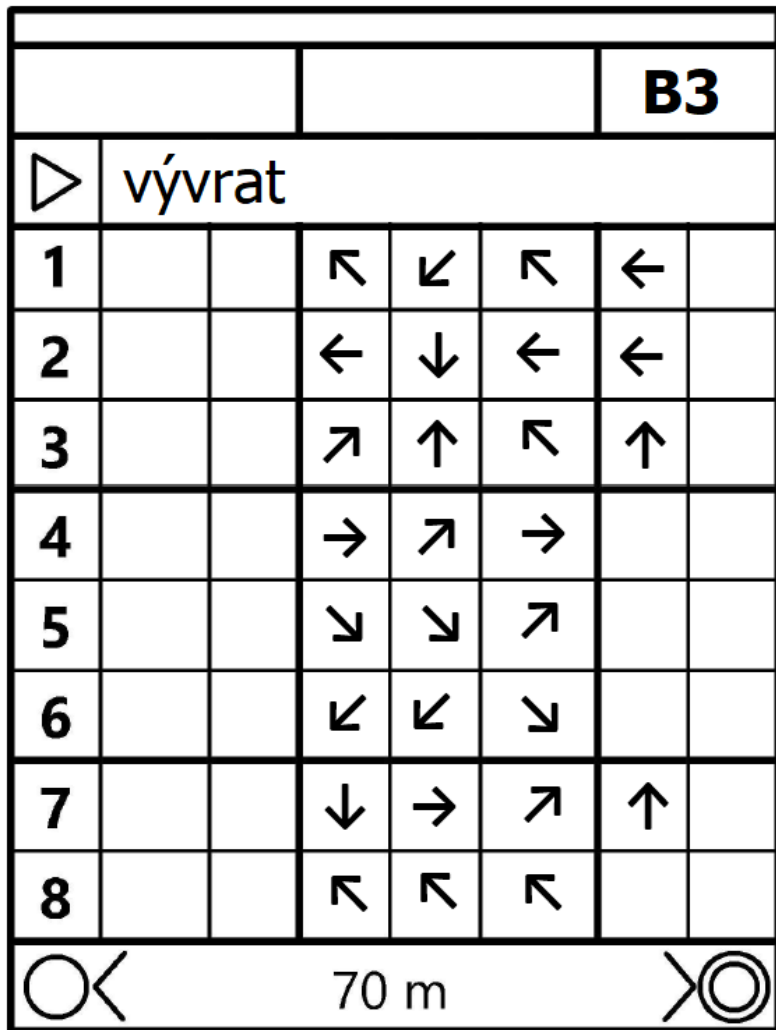
				A8	
▷	skalní průchod				
1			↑	→	→
2			↓	↓	
3			←	↑	↑
4			←	↓	→
5			↓	↓	
6			→		
○◁	70 m				▷⊙

				A9	
▷	průchod, branka				
1			→	→	
2			↑	←	←
3			↓	←	
4			←	↓	
5			↑	↑	→
6			→	→	
○	70 m				⊙

				A10	
▷	krmelec				
1			→	→	↓
2			←	↓	→
3			↓	←	←
4			↑	←	
5			↑	↑	
6			↑	→	↑
○	70 m				⊙

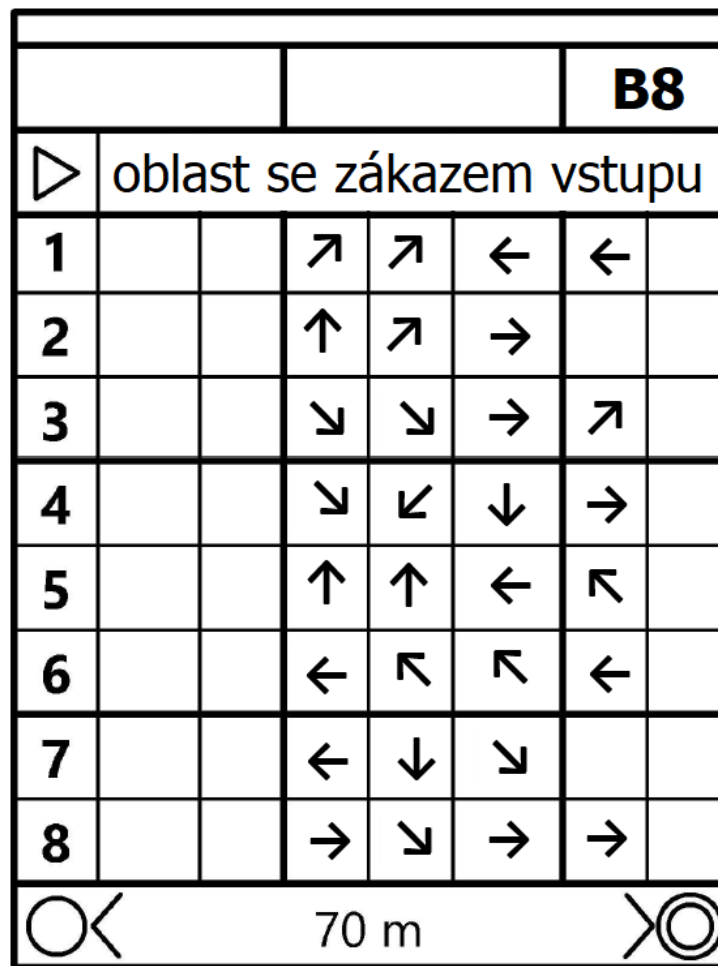
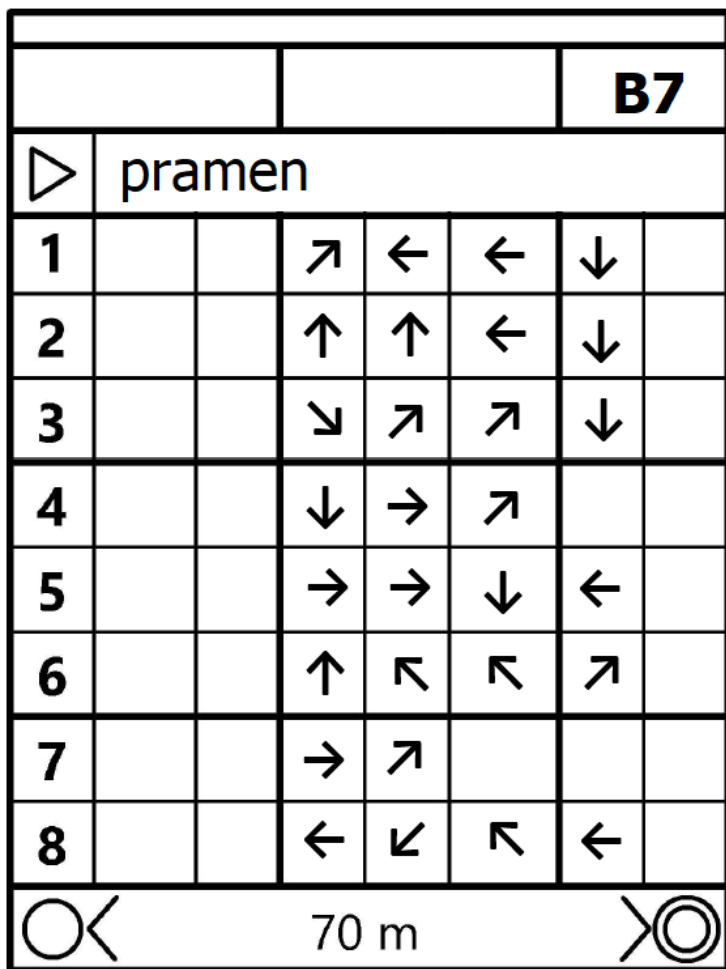
				B1		
▷	lom					
1			↗	→	↓	↘
2			↙	←	←	
3			↑	↑	↑	←
4			↖			
5			↙	↓	↘	→
6			↓	→	↓	
7			→	↗		
8			→	↓	←	←
○	70 m				⊙	

				B2		
▷	krmelec					
1			↖	↗	↘	↓
2			→	→	↗	↗
3			↘	↙	↓	
4			↙	←	←	↖
5			↖	←		
6			↓	↓	→	↘
7			→	↗	↑	↑
8			↖	↖	←	←
○	70 m				⊙	



				B5		
▷	tunel					
1			→	↑	→	↘
2			↓	←	↖	
3			↓	↘	↘	→
4			↗	↓	↓	
5			↗	↗	↖	
6			←	↖	↑	
7			←	←	↓	↘
8			↗	↘	↗	→
○	70 m					⊙

				B6		
▷	schodiště					
1			↗	→	→	↓
2			↗	↑	→	→
3			↙	↖		
4			←	←	↓	↗
5			↑	←	↖	
6			↙	↓	↓	
7			↓	→	↗	↑
8			↖	↖		
○	70 m					⊙



				B9		
▷	zpevněná plocha					
1			↓	↓	←	↑
2			↖	←	↙	
3			↓	←	↖	↗
4			↓	↘	↓	↘
5			→	→	↗	↖
6			↓	←	↖	
7			↓	↘	→	
8			↑	←	↖	↗
○	70 m				⊗	

				B10		
▷	malá rýha					
1			↑	→	→	↙
2			↓	↘	←	
3			←	↑	←	
4			↗	↘	→	↗
5			→	↓	↘	↗
6			↑	↖	→	
7			←	↖	↖	
8			←	←	↓	←
○	70 m				⊗	